

*Ireland
Thinks.*

Friends of the Earth Report

Fieldwork: April 12-16, 2024

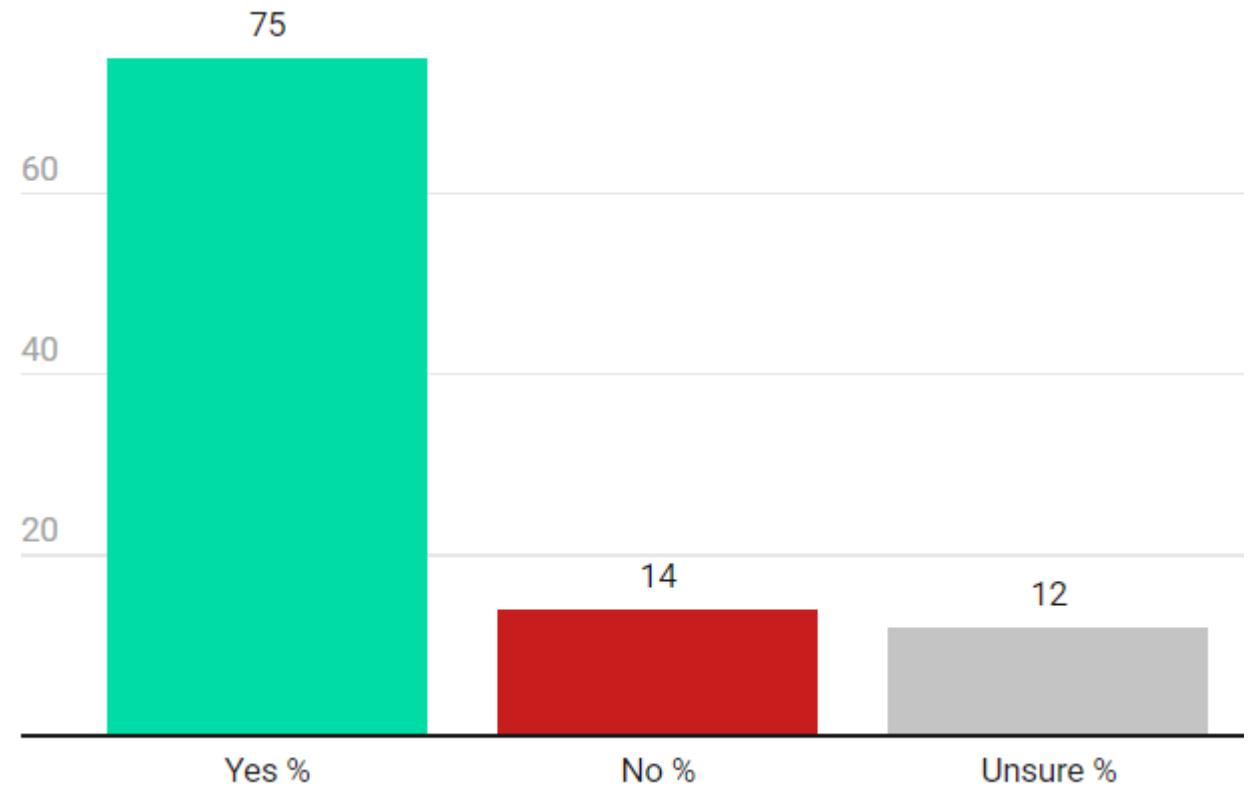
Delivery: SMS Messaging

Methodology: Propensity score matching & weighting

Sample size: 1,704

Margin of Error: +/- 2.4 per cent

Question posed:
'Should the government plan to upgrade all state owned housing to be more energy efficient by 2030?'

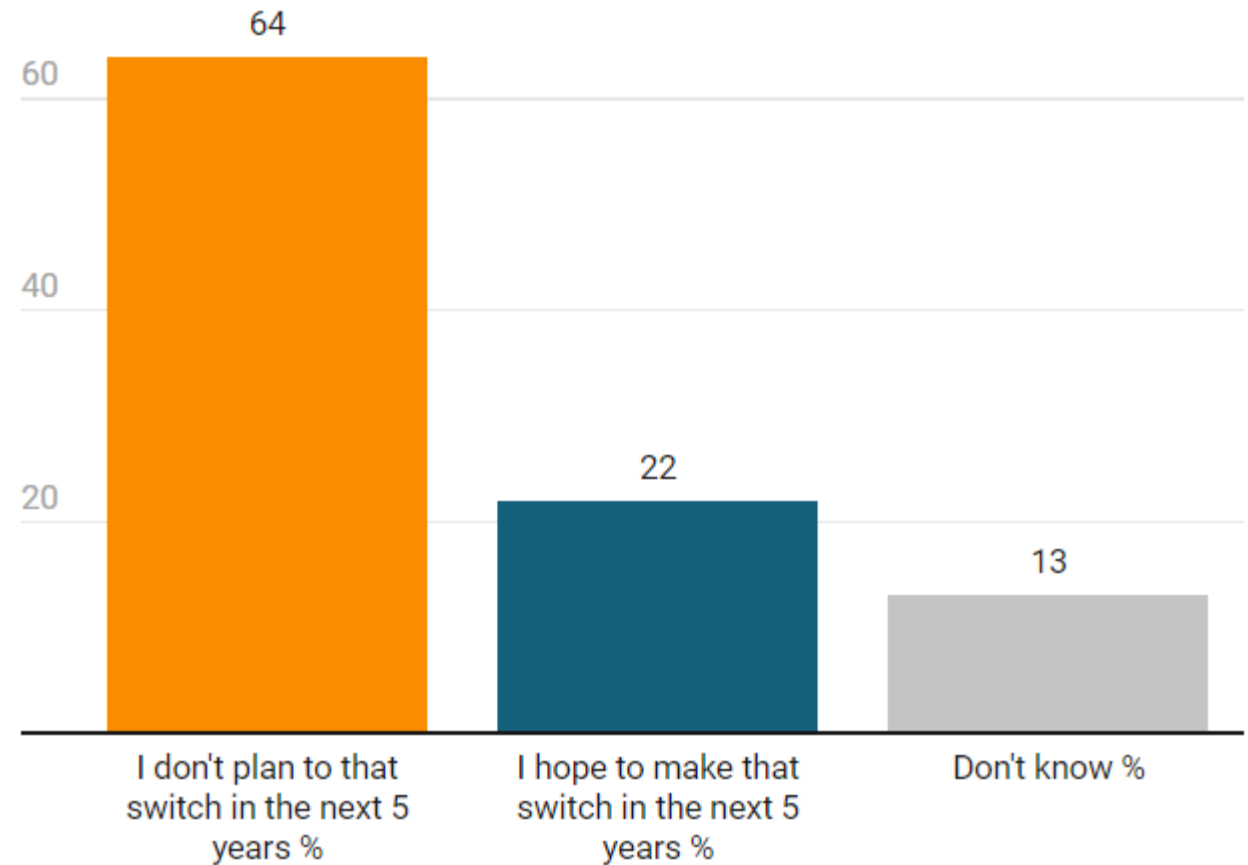


Should the government plan to upgrade all state owned housing to be more energy efficient by 2030?

	Sex			Age					Region					Class			Tenure				
	Total/%	Female	Male	18-34	35-44	45-54	55-64	65+	Dublin	Leinster	Munster	Connacht-Ulster	Middle Class	Working Class	Don't know	Own outright	Own mortgage	Rent council	Rent privately	With parents Other	
Unweighted	1704	868	836	176	215	330	515	468	510	424	432	338	930	680	94	817	506	70	181	130	
Weighted	1704	849	855	361	146	275	446	476	476	463	457	308	915	691	98	775	433	71	242	184	
Yes %	75%	75%	74%	79%	77%	66%	73%	78%	76%	75%	72%	76%	76%	74%	69%	73%	70%	93%	75%	86%	
No %	14%	13%	14%	13%	14%	20%	14%	9%	11%	15%	14%	14%	13%	15%	10%	13%	19%	4%	15%	6%	
Unsure %	12%	12%	11%	8%	9%	13%	13%	13%	12%	11%	14%	10%	11%	11%	20%	14%	11%	3%	10%	8%	

	Income						Vote										Urban Rural			
	Under 20k	20-30k	30-50k	50-80k	Over 80k	Not said	Sinn Fein	Fine Gael	Fianna Fail	Green Party	Labour Party	Social Dems	Sol-PBP	Aontu	Indep & Oths	Unsure Nonvote	City	Large town	Small town	Rural area
Unweighted	204	273	475	375	217	160	360	302	180	63	55	111	39	82	190	322	324	195	166	274
Weighted	211	291	493	365	190	155	382	310	224	60	48	86	33	63	254	244	297	205	152	258
Yes %	85%	74%	76%	75%	66%	66%	76%	73%	72%	100%	83%	89%	94%	71%	65%	72%	73%	76%	68%	75%
No %	7%	13%	12%	14%	20%	18%	12%	13%	14%	0%	11%	3%	3%	17%	22%	15%	15%	14%	17%	9%
Unsure %	7%	13%	12%	11%	14%	16%	11%	15%	13%	0%	6%	8%	3%	12%	12%	13%	11%	9%	16%	16%

Question posed:
'Households are being encouraged to switch their home heating from oil and gas boilers to electric heat pumps together with a home renovation. Which of the following statements best describes your thinking about making this switch?'



Households are being encouraged to switch their home heating from oil and gas boilers to electric heat pumps together with a home renovation. Which of the following statements best describes your thinking about making this switch?

	Sex			Age					Region				Class			Tenure				
	Total/%	Female	Male	18-34	35-44	45-54	55-64	65+	Dublin	Leinster	Munster	Connacht-Ulster	Middle Class	Working Class	Don't know	Own outright	Own mortgage	Rent council	Rent privately	With parents Other
Unweighted	1704	868	836	176	215	330	515	468	510	424	432	338	930	680	94	817	506	70	181	130
Weighted	1704	849	855	361	146	275	446	476	476	463	457	308	915	691	98	775	433	71	242	184
I don't plan to that switch in the next 5 years %	64%	64%	65%	46%	55%	71%	72%	71%	61%	68%	68%	60%	61%	69%	62%	73%	66%	60%	46%	50%
I hope to make that switch in the next 5 years %	22%	23%	22%	34%	29%	17%	18%	18%	22%	24%	19%	24%	25%	18%	22%	18%	23%	15%	31%	28%
Don't know %	13%	13%	13%	21%	16%	12%	9%	12%	17%	8%	13%	17%	13%	13%	16%	9%	10%	25%	23%	22%

	Income						Vote										Urban Rural			
	Under 20k	20-30k	30-50k	50-80k	Over 80k	Not said	Sinn Fein	Fine Gael	Fianna Fail	Green Party	Labour Party	Social Dems	Sol-PBP	Aontu	Indep & Oths	Unsure Nonvote	City	Large town	Small town	Rural area
Unweighted	204	273	475	375	217	160	360	302	180	63	55	111	39	82	190	322	324	195	166	274
Weighted	211	291	493	365	190	155	382	310	224	60	48	86	33	63	254	244	297	205	152	258
I don't plan to that switch in the next 5 years %	58%	70%	63%	63%	65%	72%	66%	65%	69%	28%	47%	38%	42%	84%	81%	59%	62%	72%	69%	74%
I hope to make that switch in the next 5 years %	22%	20%	22%	26%	26%	14%	17%	25%	22%	46%	30%	44%	34%	5%	9%	27%	20%	17%	18%	17%
Don't know %	19%	11%	15%	12%	9%	14%	17%	10%	9%	26%	23%	17%	24%	11%	9%	13%	17%	11%	13%	9%

‘Which of these statements best describe the reasons you may not switch away from oil, gas or solid-fuel heating in the next 5 years’
[Choose up to 2]

I can't afford it %

43

I'm concerned about the reliability and running costs of heat pumps %

31

It doesn't really apply to me as I don't own my own home %

14

I can afford it but I don't think it's value for money %

14

I'm just not interested in switching to an electric heat pump %

12

I don't know where to get trustworthy information and support %

11

None of these %

6

I don't have time %

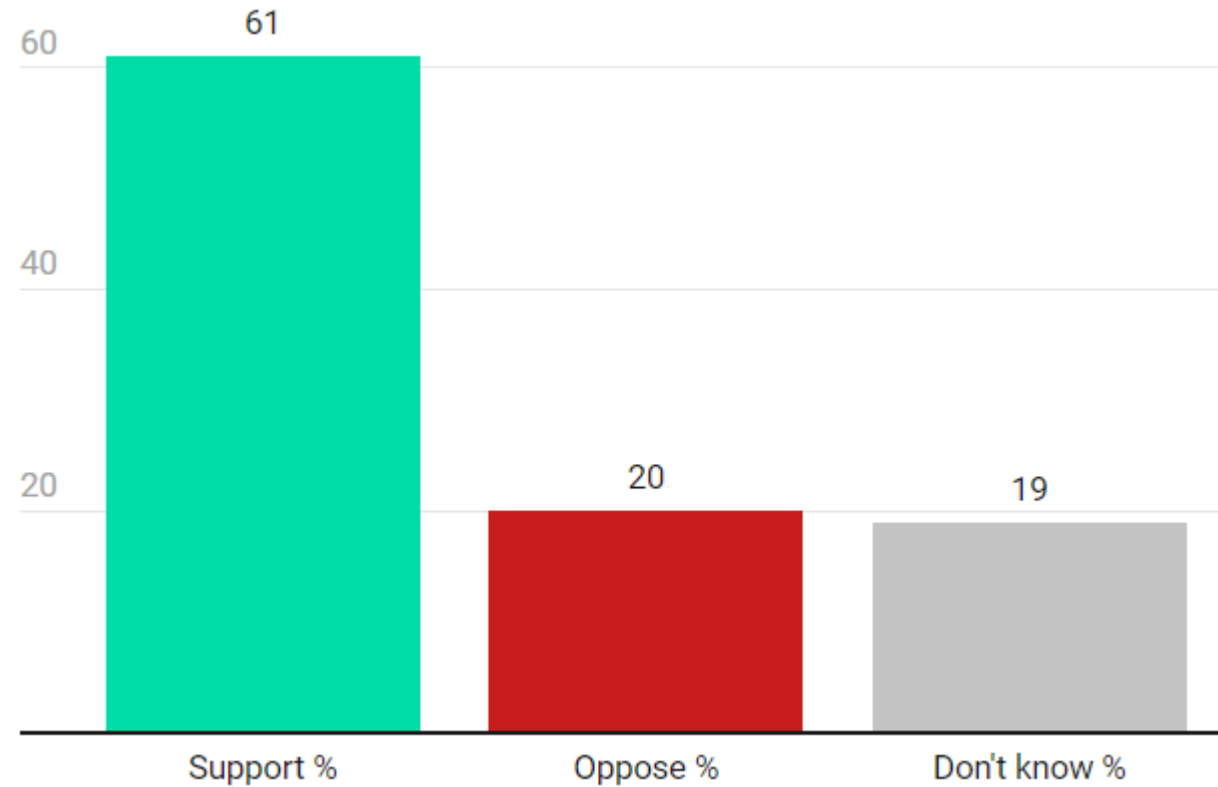
2

'Which of these statements best describe the reasons you may not switch away from oil, gas or solid-fuel heating in the next 5 years' [Choose up to 2]

	Total%	Sex		Age					Region				Class			Tenure				
		Female	Male	18-34	35-44	45-54	55-64	65+	Dublin	Leinster	Munster	Connacht-Ulster	Middle Class	Working Class	Don't know	Own outright	Own mortgage	Rent council	Rent privately	With parents Other
Unweighted	1704	868	836	176	215	330	515	468	510	424	432	338	930	680	94	817	506	70	181	130
Weighted	1704	849	855	361	146	275	446	476	476	463	457	308	915	691	98	775	433	71	242	184
I can't afford it %	43%	49%	38%	42%	45%	44%	45%	41%	43%	42%	45%	43%	39%	50%	36%	41%	56%	34%	31%	44%
I'm concerned about the reliability and running costs of heat pumps %	31%	32%	29%	23%	30%	34%	32%	33%	27%	33%	31%	33%	34%	27%	28%	37%	32%	27%	21%	14%
It doesn't really apply to me as I don't own my own home %	14%	13%	14%	40%	13%	8%	6%	5%	17%	14%	10%	14%	13%	15%	12%	0%	0%	40%	62%	29%
I can afford it but I don't think it's value for money %	14%	11%	17%	8%	6%	15%	14%	20%	13%	16%	15%	11%	15%	12%	12%	19%	13%	3%	2%	12%
I'm just not interested in switching to an electric heat pump %	12%	11%	13%	10%	9%	13%	11%	14%	10%	11%	12%	15%	13%	12%	7%	14%	9%	9%	10%	12%
I don't know where to get trustworthy information and support %	11%	12%	11%	9%	11%	10%	14%	11%	10%	13%	11%	11%	11%	11%	18%	13%	11%	12%	5%	11%
None of these %	6%	5%	8%	5%	14%	7%	4%	8%	7%	5%	8%	5%	7%	5%	12%	7%	7%	3%	4%	8%
I don't have time %	2%	1%	2%	3%	1%	1%	1%	2%	2%	1%	2%	2%	2%	2%	0%	1%	2%	1%	2%	2%

	Income							Vote								Urban Rural				
	Under 20k	20-30k	30-50k	50-80k	Over 80k	Not said	Sinn Fein	Fine Gael	Fianna Fail	Green Party	Labour Party	Social Dems	Sol-PBP	Aontu	Indep & Oths	Unsure Nonvote	City	Large town	Small town	Rural area
Unweighted	204	273	475	375	217	160	360	302	180	63	55	111	39	82	190	322	324	195	166	274
Weighted	211	291	493	365	190	155	382	310	224	60	48	86	33	63	254	244	297	205	152	258
I can't afford it %	46%	46%	47%	41%	33%	43%	47%	40%	41%	30%	64%	45%	73%	37%	39%	45%	42%	39%	44%	47%
I'm concerned about the reliability and running costs of heat pumps %	27%	38%	28%	29%	32%	33%	32%	31%	28%	16%	21%	29%	13%	32%	37%	33%	31%	29%	35%	34%
It doesn't really apply to me as I don't own my own home %	28%	12%	18%	11%	5%	2%	18%	6%	9%	29%	13%	36%	53%	14%	7%	12%	17%	13%	12%	8%
I can afford it but I don't think it's value for money %	10%	14%	15%	12%	20%	12%	14%	22%	11%	1%	15%	6%	1%	16%	14%	11%	13%	16%	11%	16%
I'm just not interested in switching to an electric heat pump %	11%	14%	11%	13%	11%	12%	11%	11%	15%	0%	1%	4%	0%	19%	21%	10%	10%	13%	17%	14%
I don't know where to get trustworthy information and support %	10%	10%	9%	13%	11%	16%	8%	11%	10%	23%	16%	8%	9%	24%	11%	11%	11%	10%	9%	10%
None of these %	4%	1%	8%	7%	12%	6%	4%	8%	6%	16%	11%	7%	0%	1%	5%	8%	9%	8%	7%	6%
I don't have time %	1%	4%	1%	1%	1%	2%	1%	1%	4%	2%	0%	1%	0%	0%	1%	3%	0%	2%	4%	0%

‘Would you support or oppose a scrappage scheme for oil and gas boilers, where you got an increased grant to renovate your home and install a heat pump, and energy credits over two years to reduce your electricity bill?’

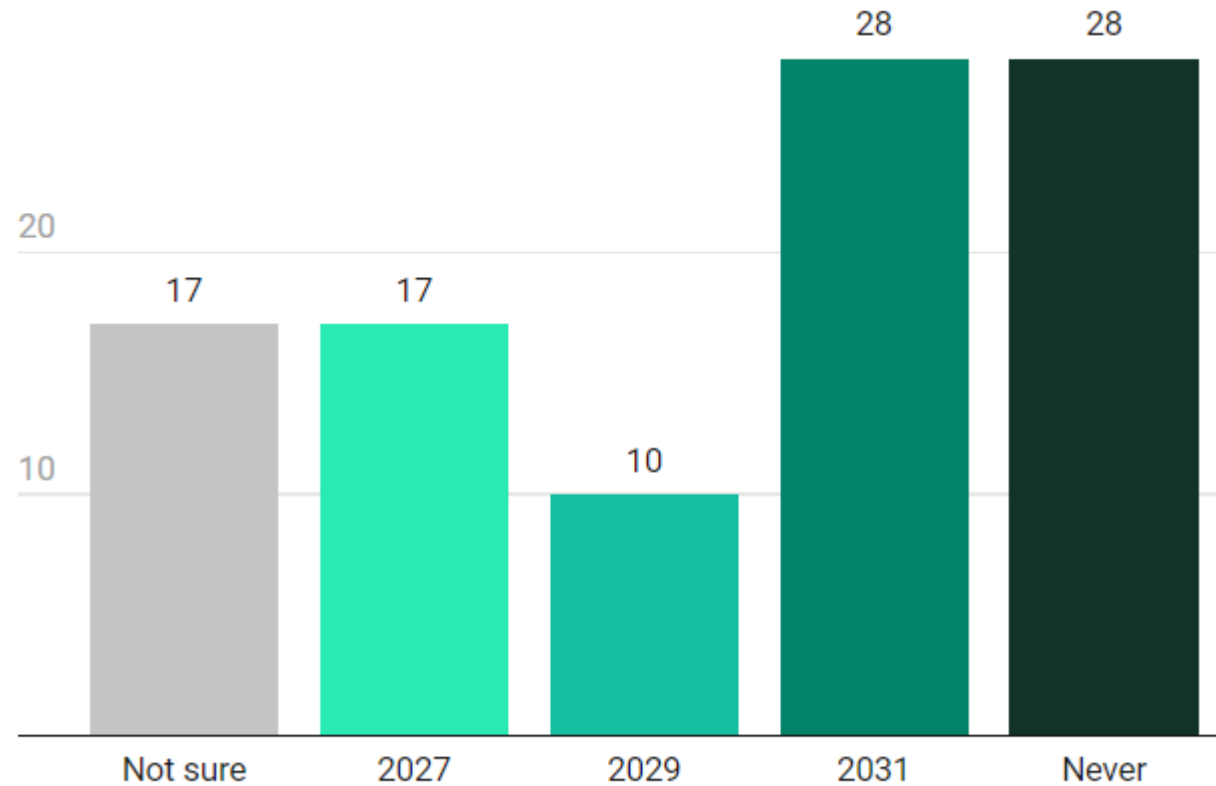


'Would you support or oppose a scrappage scheme for oil and gas boilers, where you got an increased grant to renovate your home and install a heat pump, and energy credits over two years to reduce your electricity bill?'

	Sex			Age					Region				Class			Tenure				
	Total/%	Female	Male	18-34	35-44	45-54	55-64	65+	Dublin	Leinster	Munster	Conn-Ulster	Middle Class	Working Class	Don't know	Own outright	Own mortgage	Rent council	Rent privately	With parents Other
Unweighted	1704	868	836	176	215	330	515	468	510	424	432	338	930	680	94	817	506	70	181	130
Weighted	1704	849	855	361	146	275	446	476	476	463	457	308	915	691	98	775	433	71	242	184
Support %	61%	61%	62%	70%	71%	59%	59%	56%	64%	63%	57%	61%	67%	56%	50%	54%	67%	50%	72%	71%
Oppose %	20%	17%	23%	12%	15%	23%	22%	23%	20%	16%	23%	22%	19%	21%	20%	25%	22%	18%	12%	7%
Don't know %	19%	23%	15%	18%	17%	17%	20%	20%	16%	20%	20%	19%	14%	23%	29%	20%	14%	30%	17%	22%

	Income						Vote										Urban Rural			
	Under 20k	20-30k	30-50k	50-80k	Over 80k	Not said	Sinn Fein	Fine Gael	Fianna Fail	Green Party	Labour Party	Social Dems	Sol-PBP	Aontu	Indep & Oths	Unsure Nonvote	City	Large town	Small town	Rural area
Unweighted	204	273	475	375	217	160	360	302	180	63	55	111	39	82	190	322	324	195	166	274
Weighted	211	291	493	365	190	155	382	310	224	60	48	86	33	63	254	244	297	205	152	258
Support %	62%	50%	67%	64%	70%	48%	63%	68%	64%	93%	76%	70%	75%	45%	43%	57%	60%	61%	62%	56%
Oppose %	15%	27%	15%	22%	18%	27%	21%	14%	22%	5%	11%	16%	3%	29%	33%	17%	19%	23%	25%	24%
Don't know %	23%	24%	18%	14%	14%	23%	17%	18%	14%	5%	10%	14%	22%	26%	24%	26%	21%	16%	13%	21%

The government and the EU are considering when we should stop putting new gas and oil boilers into factories, offices and homes in order to reduce climate-changing pollution. What target date do you think is most appropriate?



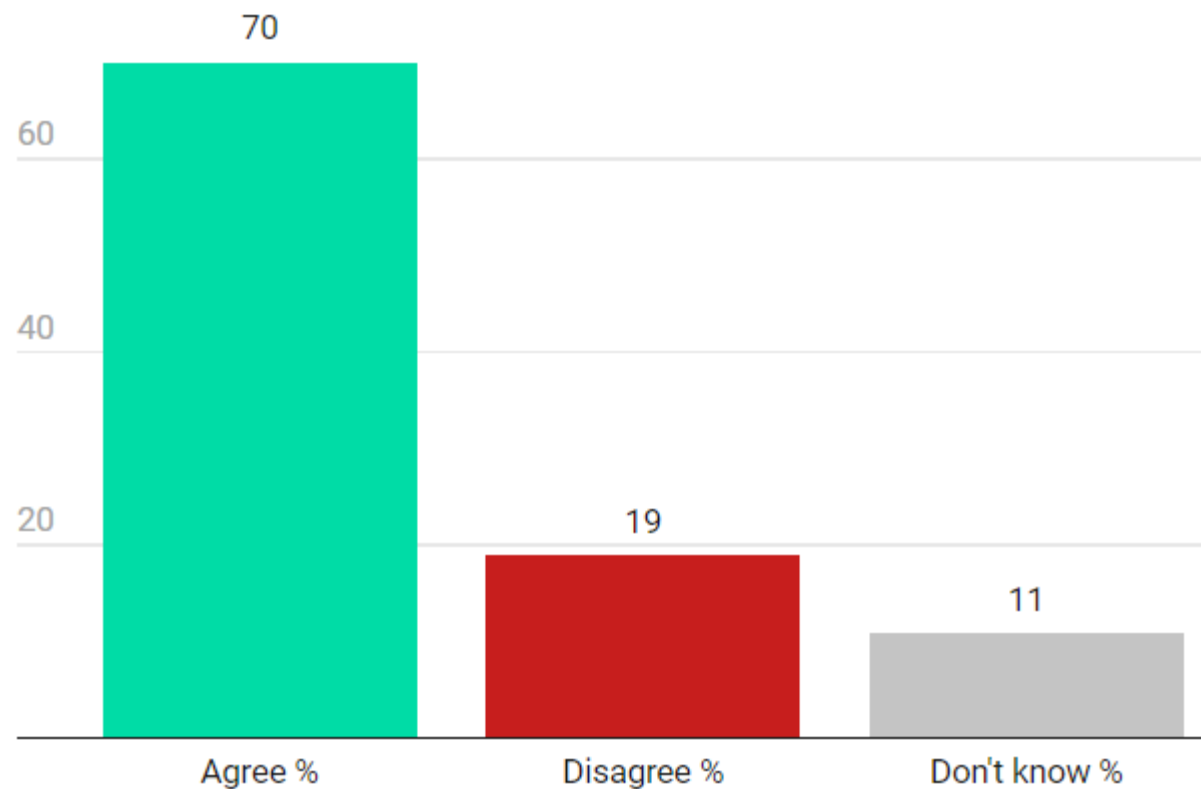
The government and the EU are considering when we should stop putting new gas and oil boilers into factories, offices and homes in order to reduce climate-changing pollution. What target date do you think is most appropriate?

	Sex			Age					Region				Class			Tenure				
	Total/%	Female	Male	18-34	35-44	45-54	55-64	65+	Dublin	Leinster	Munster	Conn-Ulster	Middle Class	Working Class	Don't know	Own outright	Own mortgage	Rent council	Rent privately	With parents Other
Unweighted	1704	868	836	176	215	330	515	468	510	424	432	338	930	680	94	817	506	70	181	130
Weighted	1704	849	855	361	146	275	446	476	476	463	457	308	915	691	98	775	433	71	242	184
Never %	28%	22%	34%	20%	28%	36%	31%	27%	28%	23%	30%	32%	23%	36%	20%	30%	30%	39%	19%	22%
2031 %	28%	27%	28%	20%	28%	27%	28%	33%	28%	30%	29%	24%	31%	23%	29%	30%	30%	17%	21%	28%
2029 %	10%	13%	7%	18%	12%	10%	7%	6%	12%	10%	8%	10%	10%	10%	8%	7%	9%	12%	17%	16%
2027 %	17%	18%	16%	26%	20%	13%	14%	13%	17%	16%	17%	17%	19%	14%	15%	14%	18%	12%	26%	17%
Not sure %	17%	20%	15%	15%	11%	14%	19%	21%	15%	21%	16%	17%	16%	17%	27%	20%	13%	18%	17%	16%

	Income						Vote										Urban Rural			
	Under 20k	20-30k	30-50k	50-80k	Over 80k	Not said	Sinn Fein	Fine Gael	Fianna Fail	Green Party	Labour Party	Social Dems	Sol-PBP	Aontu	Indep & Oths	Unsure Nonvote	City	Large town	Small town	Rural area
Unweighted	204	273	475	375	217	160	360	302	180	63	55	111	39	82	190	322	324	195	166	274
Weighted	211	291	493	365	190	155	382	310	224	60	48	86	33	63	254	244	297	205	152	258
Never %	27%	28%	25%	29%	29%	35%	32%	17%	22%	2%	14%	16%	15%	55%	52%	25%	30%	29%	29%	32%
2031 %	28%	20%	28%	33%	28%	28%	26%	37%	35%	22%	34%	21%	11%	22%	19%	26%	29%	22%	36%	28%
2029 %	14%	11%	9%	10%	8%	9%	8%	11%	9%	20%	20%	22%	3%	3%	3%	15%	8%	9%	6%	7%
2027 %	13%	16%	20%	15%	23%	10%	14%	19%	13%	45%	25%	33%	53%	9%	8%	14%	17%	15%	10%	15%
Not sure %	18%	24%	17%	14%	12%	18%	19%	16%	20%	11%	8%	8%	18%	11%	18%	20%	15%	26%	19%	18%

Do you agree or disagree with the following proposals to reduce energy poverty and pollution from home-heating.

Prioritising low income households and those most at risk of energy poverty for government grants for home insulation and electric heat pumps.



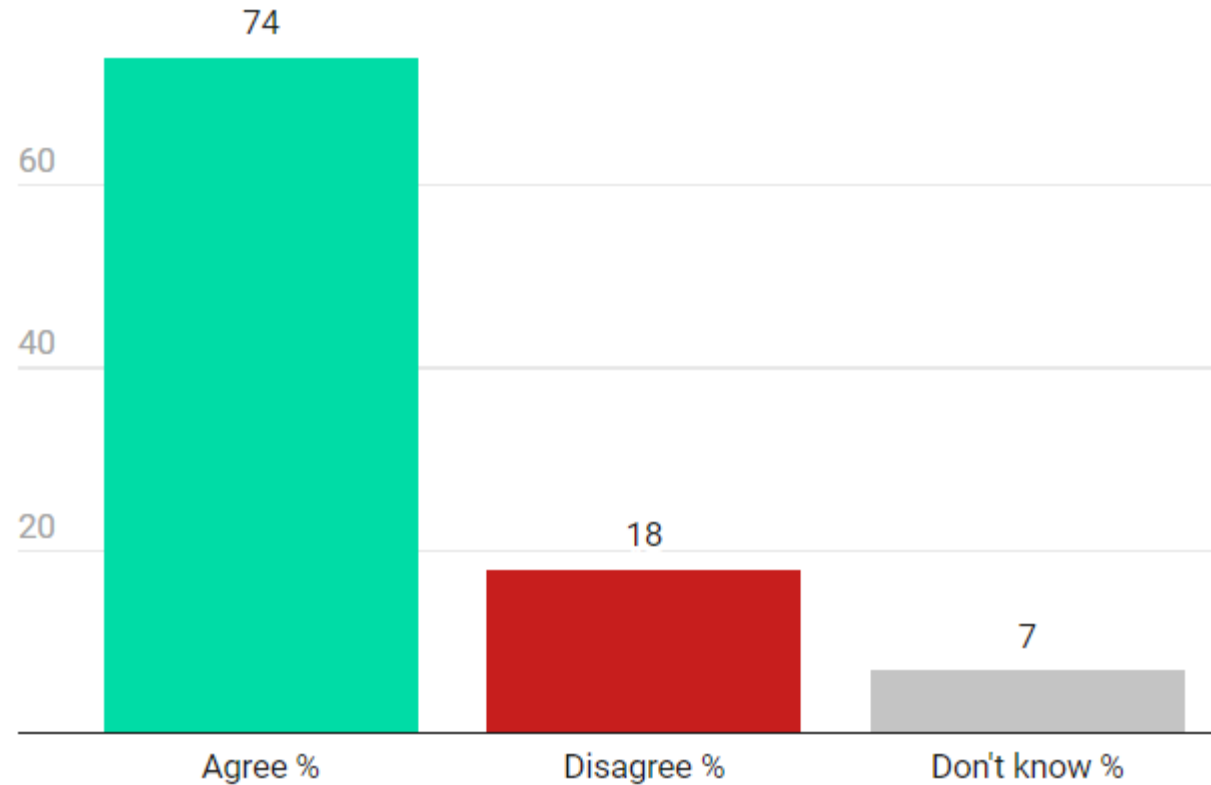
Prioritising low income households and those most at risk of energy poverty for government grants for home insulation and electric heat pumps.

	Sex			Age					Region				Class			Tenure				
	Total/%	Female	Male	18-34	35-44	45-54	55-64	65+	Dublin	Leinster	Munster	Conn-Ulster	Middle Class	Working Class	Don't know	Own outright	Own mortgage	Rent council	Rent privately	With parents Other
Unweighted	1704	868	836	176	215	330	515	468	510	424	432	338	930	680	94	817	506	70	181	130
Weighted	1704	849	855	361	146	275	446	476	476	463	457	308	915	691	98	775	433	71	242	184
Agree %	70%	71%	69%	75%	71%	62%	65%	75%	69%	70%	71%	70%	70%	68%	75%	67%	63%	80%	78%	80%
Disagree %	19%	18%	20%	20%	22%	24%	22%	12%	20%	20%	18%	18%	19%	21%	12%	20%	23%	10%	16%	15%
Don't know %	11%	11%	11%	5%	7%	14%	13%	13%	11%	10%	11%	13%	11%	11%	13%	13%	14%	9%	6%	4%

	Income						Vote										Urban Rural			
	Under 20k	20-30k	30-50k	50-80k	Over 80k	Not said	Sinn Fein	Fine Gael	Fianna Fail	Green Party	Labour Party	Social Dems	Sol-PBP	Aontu	Indep & Oths	Unsure Nonvote	City	Large town	Small town	Rural area
Unweighted	204	273	475	375	217	160	360	302	180	63	55	111	39	82	190	322	324	195	166	274
Weighted	211	291	493	365	190	155	382	310	224	60	48	86	33	63	254	244	297	205	152	258
Agree %	77%	72%	74%	63%	62%	68%	74%	69%	73%	91%	90%	68%	94%	47%	57%	69%	69%	72%	70%	70%
Disagree %	15%	20%	15%	25%	26%	14%	16%	18%	17%	4%	7%	19%	6%	34%	29%	22%	21%	20%	21%	16%
Don't know %	8%	8%	11%	12%	13%	18%	11%	13%	10%	5%	3%	13%	0%	19%	14%	9%	10%	9%	9%	15%

Do you agree or disagree with the following proposals to reduce energy poverty and pollution from home-heating.

Introducing local community energy advisors in all local authorities to support households with renovation grant applications.



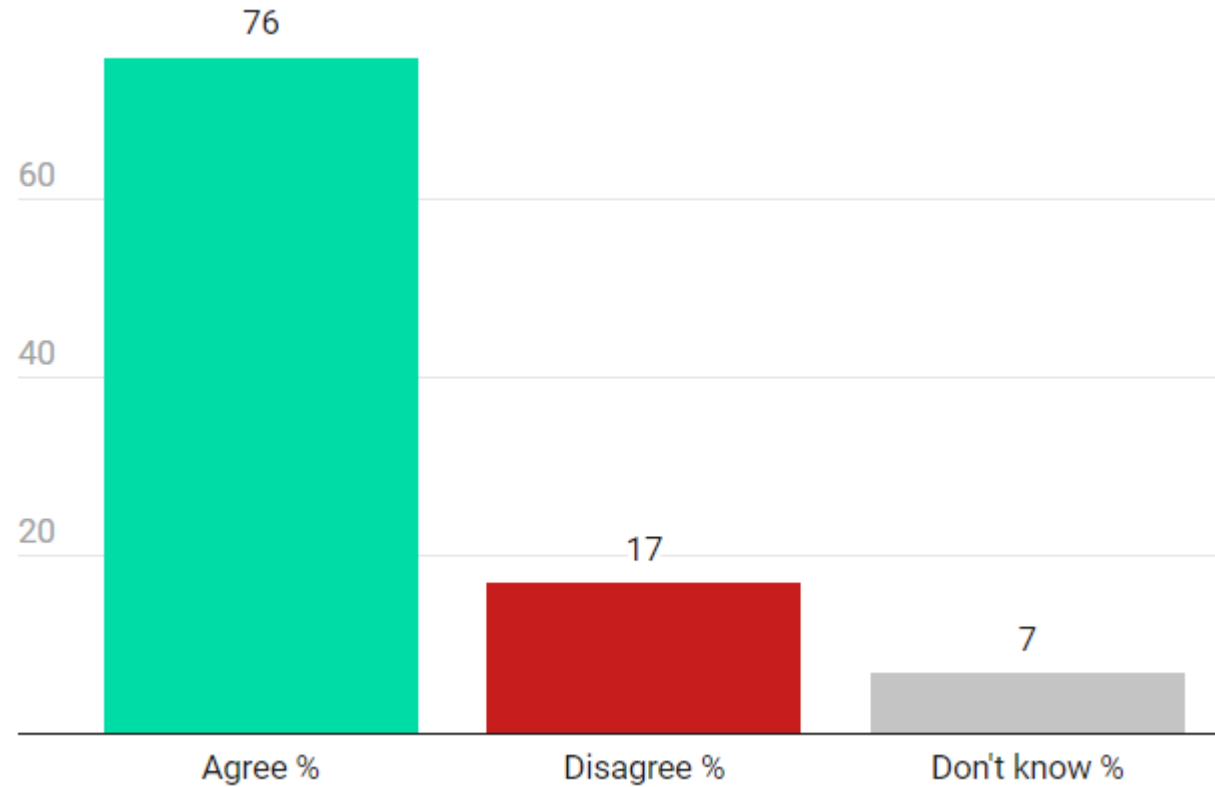
Introducing local community energy advisors in all local authorities to support households with renovation grant applications.

	Sex			Age					Region				Class			Tenure				
	Total/%	Female	Male	18-34	35-44	45-54	55-64	65+	Dublin	Leinster	Munster	Conn-Ulster	Middle Class	Working Class	Don't know	Own outright	Own mortgage	Rent council	Rent privately	With parents Other
Unweighted	1704	868	836	176	215	330	515	468	510	424	432	338	930	680	94	817	506	70	181	130
Weighted	1704	849	855	361	146	275	446	476	476	463	457	308	915	691	98	775	433	71	242	184
Agree %	74%	77%	71%	81%	65%	68%	73%	77%	74%	74%	76%	73%	75%	73%	77%	72%	71%	78%	81%	79%
Disagree %	18%	16%	21%	17%	25%	23%	18%	15%	18%	19%	17%	20%	18%	19%	15%	19%	21%	16%	13%	17%
Don't know %	7%	7%	8%	2%	9%	9%	9%	8%	8%	7%	7%	8%	7%	8%	9%	8%	8%	6%	6%	3%

	Income						Vote										Urban Rural			
	Under 20k	20-30k	30-50k	50-80k	Over 80k	Not said	Sinn Fein	Fine Gael	Fianna Fail	Green Party	Labour Party	Social Dems	Sol-PBP	Aontu	Indep & Oths	Unsure Nonvote	City	Large town	Small town	Rural area
Unweighted	204	273	475	375	217	160	360	302	180	63	55	111	39	82	190	322	324	195	166	274
Weighted	211	291	493	365	190	155	382	310	224	60	48	86	33	63	254	244	297	205	152	258
Agree %	75%	79%	78%	71%	68%	68%	76%	74%	81%	88%	82%	88%	69%	62%	62%	72%	76%	73%	74%	69%
Disagree %	20%	14%	17%	21%	23%	17%	15%	15%	13%	8%	14%	10%	18%	27%	33%	23%	17%	20%	20%	24%
Don't know %	5%	7%	6%	8%	9%	15%	9%	12%	6%	4%	4%	2%	13%	11%	5%	5%	7%	7%	6%	8%

Do you agree or disagree with the following proposals to reduce energy poverty and pollution from home-heating.

Introducing incentives for landlords to renovate their properties while protecting the rights of existing tenants.



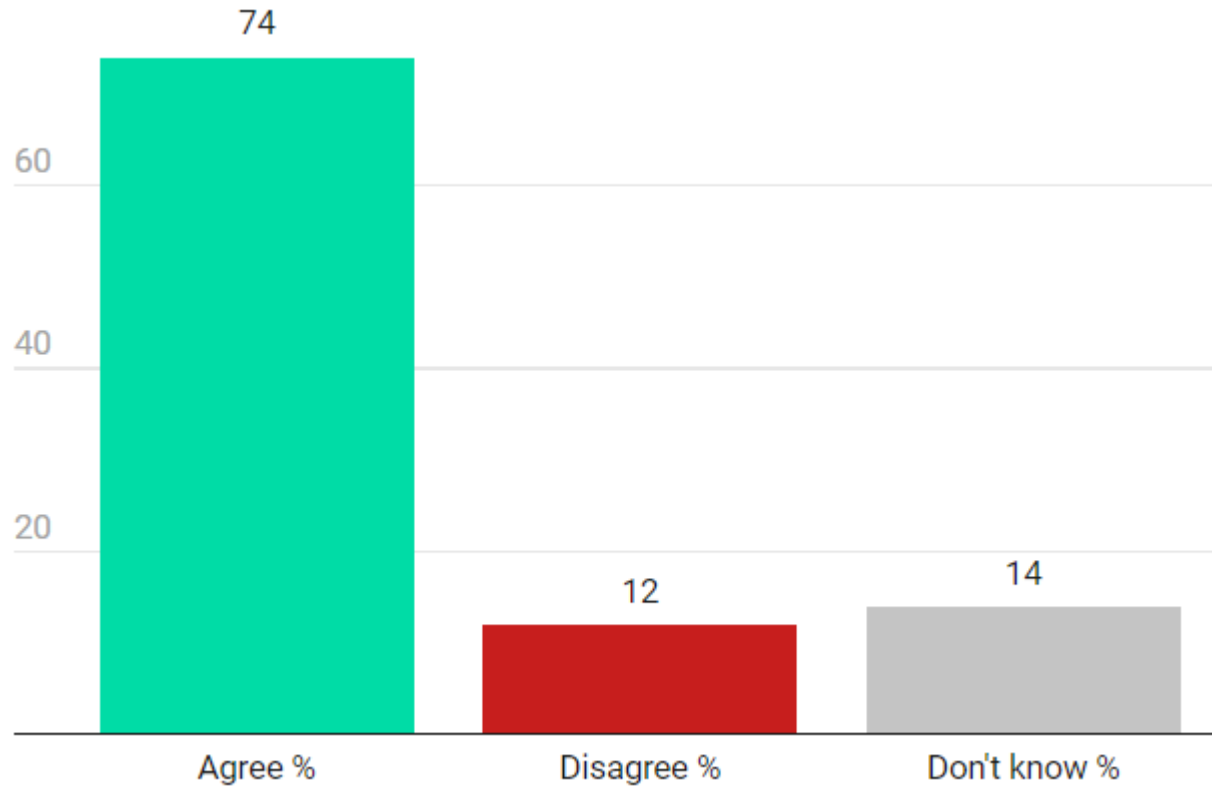
Introducing incentives for landlords to renovate their properties while protecting the rights of existing tenants.

		Sex		Age					Region				Class			Tenure				
	Total/%	Female	Male	18-34	35-44	45-54	55-64	65+	Dublin	Leinster	Munster	Conn-Ulster	Middle Class	Working Class	Don't know	Own outright	Own mortgage	Rent council	Rent privately	With parents Other
Unweighted	1704	868	836	176	215	330	515	468	510	424	432	338	930	680	94	817	506	70	181	130
Weighted	1704	849	855	361	146	275	446	476	476	463	457	308	915	691	98	775	433	71	242	184
Agree %	76%	81%	71%	79%	80%	71%	73%	78%	76%	75%	76%	75%	80%	70%	78%	72%	75%	85%	84%	78%
Disagree %	17%	13%	21%	16%	16%	21%	20%	12%	15%	18%	16%	19%	13%	21%	15%	18%	19%	9%	10%	17%
Don't know %	7%	7%	8%	5%	4%	8%	7%	10%	9%	6%	8%	6%	6%	9%	7%	9%	6%	6%	5%	5%

	Income						Vote										Urban Rural			
	Under 20k	20-30k	30-50k	50-80k	Over 80k	Not said	Sinn Fein	Fine Gael	Fianna Fail	Green Party	Labour Party	Social Dems	Sol-PBP	Aontu	Indep & Oths	Unsure Nonvote	City	Large town	Small town	Rural area
Unweighted	204	273	475	375	217	160	360	302	180	63	55	111	39	82	190	322	324	195	166	274
Weighted	211	291	493	365	190	155	382	310	224	60	48	86	33	63	254	244	297	205	152	258
Agree %	77%	80%	77%	74%	76%	67%	75%	77%	81%	86%	72%	93%	78%	68%	62%	78%	74%	74%	80%	74%
Disagree %	17%	16%	14%	19%	20%	18%	18%	15%	13%	2%	22%	5%	16%	25%	28%	15%	19%	18%	15%	17%
Don't know %	6%	4%	8%	8%	4%	16%	8%	8%	6%	12%	6%	2%	6%	7%	9%	7%	8%	8%	6%	9%

Do you agree or disagree with the following proposals to reduce energy poverty and pollution from home-heating.

Extending for 5 years the windfall tax on increased energy company profits, to fund state supports for home renovations.



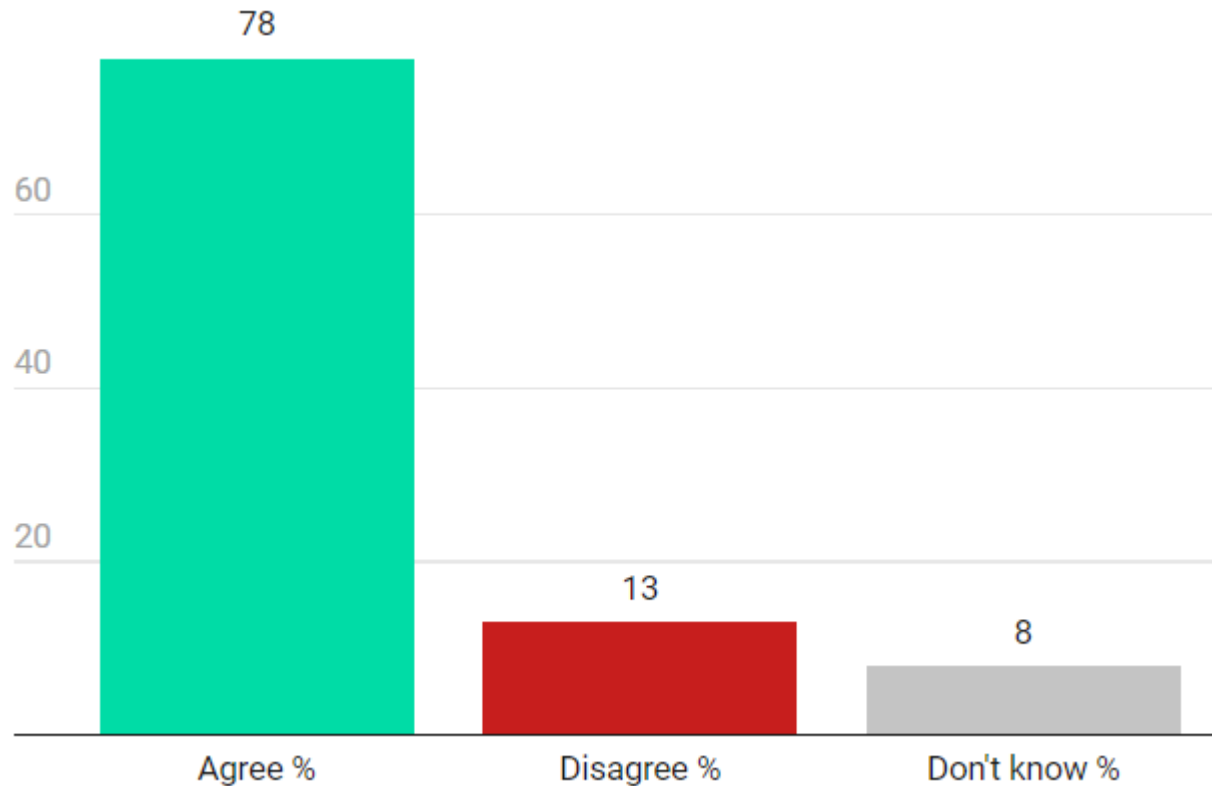
Extending for 5 years the windfall tax on increased energy company profits, to fund state supports for home renovations.

	Sex			Age					Region				Class			Tenure				
	Total/%	Female	Male	18-34	35-44	45-54	55-64	65+	Dublin	Leinster	Munster	Conn-Ulster	Middle Class	Working Class	Don't know	Own outright	Own mortgage	Rent council	Rent privately	With parents Other
Unweighted	1704	868	836	176	215	330	515	468	510	424	432	338	930	680	94	817	506	70	181	130
Weighted	1704	849	855	361	146	275	446	476	476	463	457	308	915	691	98	775	433	71	242	184
Agree %	74%	72%	77%	69%	72%	72%	74%	81%	72%	77%	74%	73%	76%	73%	65%	77%	73%	78%	73%	66%
Disagree %	12%	10%	14%	17%	15%	11%	11%	9%	14%	10%	11%	13%	12%	12%	11%	12%	11%	6%	12%	18%
Don't know %	14%	18%	9%	14%	13%	17%	15%	10%	14%	12%	15%	13%	11%	15%	24%	12%	15%	17%	14%	17%

	Income						Vote										Urban Rural			
	Under 20k	20-30k	30-50k	50-80k	Over 80k	Not said	Sinn Fein	Fine Gael	Fianna Fail	Green Party	Labour Party	Social Dems	Sol-PBP	Aontu	Indep & Oths	Unsure Nonvote	City	Large town	Small town	Rural area
Unweighted	204	273	475	375	217	160	360	302	180	63	55	111	39	82	190	322	324	195	166	274
Weighted	211	291	493	365	190	155	382	310	224	60	48	86	33	63	254	244	297	205	152	258
Agree %	69%	75%	75%	77%	79%	66%	77%	77%	83%	75%	80%	80%	95%	64%	65%	64%	72%	78%	75%	76%
Disagree %	15%	10%	11%	12%	14%	11%	9%	10%	12%	10%	5%	6%	5%	24%	16%	17%	16%	9%	14%	10%
Don't know %	16%	16%	14%	11%	7%	23%	14%	13%	5%	14%	15%	14%	0%	11%	18%	19%	12%	13%	11%	14%

Do you agree or disagree with the following proposals to reduce energy poverty and pollution from home-heating.

Developing a scheme to guarantee every household a basic level of energy consumption free of charge, with charging only starting above a certain level of usage.



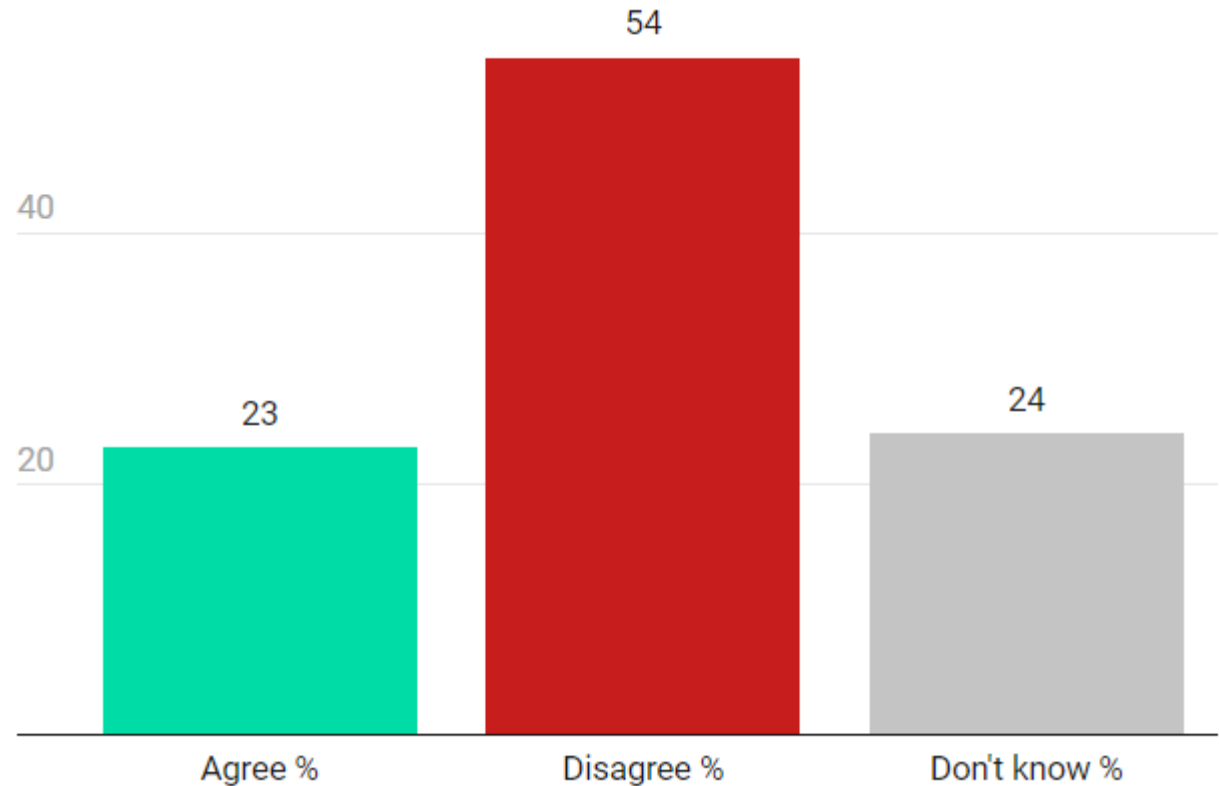
Developing a scheme to guarantee every household a basic level of energy consumption free of charge, with charging only starting above a certain level of usage.

	Sex		Age					Region				Class			Tenure					
	Total/%	Female	Male	18-34	35-44	45-54	55-64	65+	Dublin	Leinster	Munster	Conn-Ulster	Middle Class	Working Class	Don't know	Own outright	Own mortgage	Rent council	Rent privately	With parents Other
Unweighted	1704	868	836	176	215	330	515	468	510	424	432	338	930	680	94	817	506	70	181	130
Weighted	1704	849	855	361	146	275	446	476	476	463	457	308	915	691	98	775	433	71	242	184
Agree %	78%	83%	73%	72%	75%	81%	79%	83%	77%	79%	79%	79%	74%	85%	75%	79%	75%	91%	78%	81%
Disagree %	13%	8%	18%	21%	19%	13%	11%	8%	15%	13%	12%	14%	17%	10%	7%	12%	17%	5%	16%	10%
Don't know %	8%	8%	8%	7%	7%	6%	11%	8%	8%	8%	10%	8%	9%	6%	17%	9%	8%	4%	6%	9%

	Income						Vote										Urban Rural			
	Under 20k	20-30k	30-50k	50-80k	Over 80k	Not said	Sinn Fein	Fine Gael	Fianna Fail	Green Party	Labour Party	Social Dems	Sol-PBP	Aontu	Indep & Oths	Unsure Nonvote	City	Large town	Small town	Rural area
Unweighted	204	273	475	375	217	160	360	302	180	63	55	111	39	82	190	322	324	195	166	274
Weighted	211	291	493	365	190	155	382	310	224	60	48	86	33	63	254	244	297	205	152	258
Agree %	79%	79%	84%	71%	75%	83%	86%	73%	83%	81%	67%	73%	96%	69%	76%	74%	71%	83%	83%	80%
Disagree %	11%	10%	9%	24%	18%	6%	8%	18%	11%	9%	17%	14%	0%	19%	16%	16%	20%	10%	11%	10%
Don't know %	10%	12%	7%	5%	7%	12%	6%	9%	6%	11%	16%	13%	4%	12%	8%	10%	9%	7%	6%	9%

Do you agree or disagree with the following proposals to reduce energy poverty and pollution from home-heating.

Preventing Gas Networks Ireland from connecting any more households to the gas network.



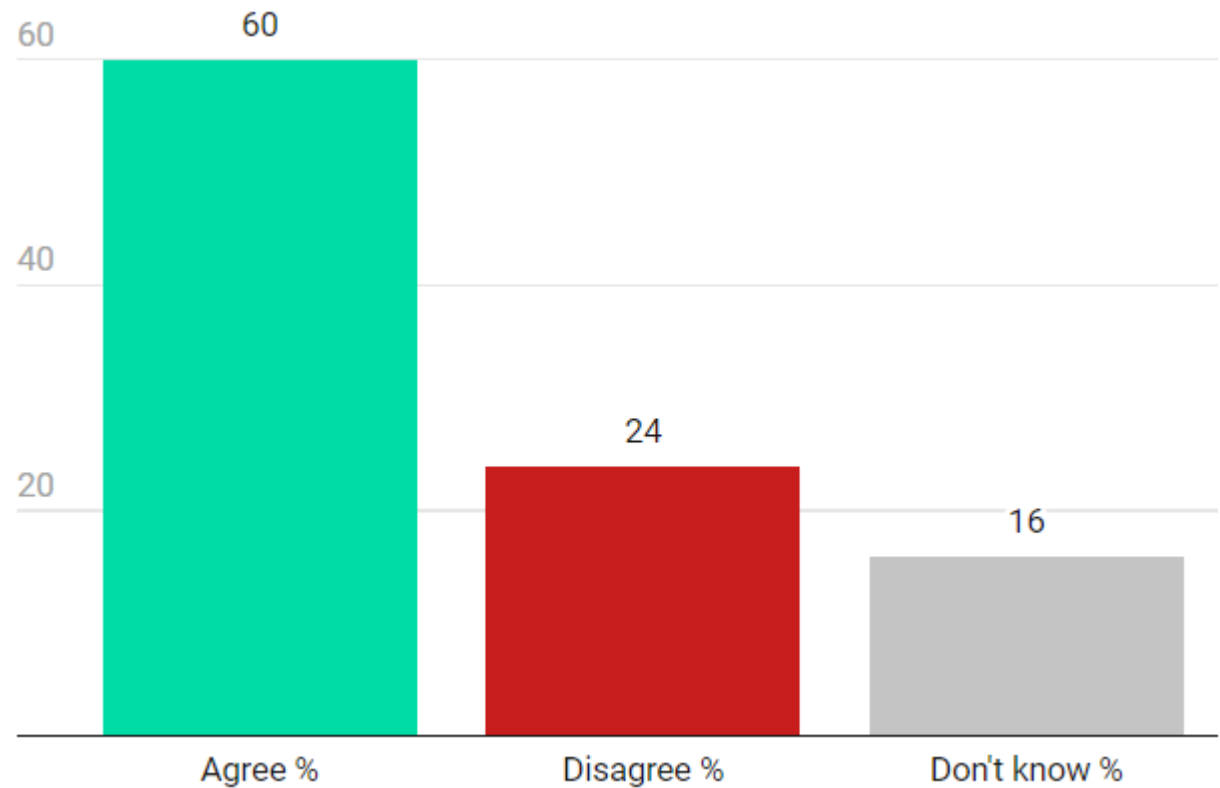
Preventing Gas Networks Ireland from connecting any more households to the gas network.

	Sex		Age					Region					Class			Tenure				
	Total/%	Female	Male	18-34	35-44	45-54	55-64	65+	Dublin	Leinster	Munster	Conn-Ulster	Middle Class	Working Class	Don't know	Own outright	Own mortgage	Rent council	Rent privately	With parents Other
Unweighted	1704	868	836	176	215	330	515	468	510	424	432	338	930	680	94	817	506	70	181	130
Weighted	1704	849	855	361	146	275	446	476	476	463	457	308	915	691	98	775	433	71	242	184
Agree %	23%	24%	21%	25%	25%	20%	22%	23%	23%	24%	23%	20%	21%	24%	23%	20%	24%	22%	25%	30%
Disagree %	54%	46%	61%	58%	58%	57%	53%	47%	59%	49%	52%	54%	56%	53%	38%	52%	59%	47%	51%	54%
Don't know %	24%	29%	18%	18%	17%	23%	26%	30%	19%	27%	25%	25%	23%	23%	39%	28%	18%	32%	24%	16%

	Income						Vote										Urban Rural			
	Under 20k	20-30k	30-50k	50-80k	Over 80k	Not said	Sinn Fein	Fine Gael	Fianna Fail	Green Party	Labour Party	Social Dems	Sol-PBP	Aontu	Indep & Oths	Unsure Nonvote	City	Large town	Small town	Rural area
Unweighted	204	273	475	375	217	160	360	302	180	63	55	111	39	82	190	322	324	195	166	274
Weighted	211	291	493	365	190	155	382	310	224	60	48	86	33	63	254	244	297	205	152	258
Agree %	29%	20%	21%	24%	22%	22%	24%	20%	23%	42%	28%	21%	33%	17%	15%	26%	21%	27%	28%	20%
Disagree %	40%	50%	54%	59%	60%	54%	54%	50%	55%	29%	58%	34%	23%	68%	69%	52%	61%	53%	47%	56%
Don't know %	30%	30%	25%	18%	17%	24%	21%	29%	22%	29%	15%	45%	43%	15%	16%	23%	18%	19%	25%	24%

Do you agree or disagree with the following proposals to reduce energy poverty and pollution from home-heating.

Changing the functions of relevant state agencies, such as the Sustainable Energy Authority Ireland (SEAI), to focus more on lower income households and those at risk of energy poverty.



Changing the functions of relevant state agencies, such as the Sustainable Energy Authority Ireland (SEAI), to focus more on lower income households and those at risk of energy poverty.

	Sex		Age					Region				Class			Tenure					
	Total/%	Female	Male	18-34	35-44	45-54	55-64	65+	Dublin	Leinster	Munster	Conn-Ulster	Middle Class	Working Class	Don't know	Own outright	Own mortgage	Rent council	Rent privately	With parents Other
Unweighted	1704	868	836	176	215	330	515	468	510	424	432	338	930	680	94	817	506	70	181	130
Weighted	1704	849	855	361	146	275	446	476	476	463	457	308	915	691	98	775	433	71	242	184
Agree %	60%	63%	58%	60%	50%	60%	56%	68%	57%	61%	60%	64%	56%	67%	50%	59%	55%	75%	61%	69%
Disagree %	24%	22%	26%	28%	30%	25%	26%	16%	24%	26%	23%	22%	27%	20%	21%	23%	30%	4%	23%	19%
Don't know %	16%	16%	16%	12%	20%	15%	19%	16%	20%	13%	17%	14%	17%	14%	28%	17%	15%	21%	16%	12%

	Income						Vote										Urban Rural			
	Under 20k	20-30k	30-50k	50-80k	Over 80k	Not said	Sinn Fein	Fine Gael	Fianna Fail	Green Party	Labour Party	Social Dems	Sol-PBP	Aontu	Indep & Oths	Unsure Nonvote	City	Large town	Small town	Rural area
Unweighted	204	273	475	375	217	160	360	302	180	63	55	111	39	82	190	322	324	195	166	274
Weighted	211	291	493	365	190	155	382	310	224	60	48	86	33	63	254	244	297	205	152	258
Agree %	74%	68%	63%	50%	45%	61%	67%	52%	60%	65%	67%	64%	81%	47%	59%	59%	52%	61%	64%	65%
Disagree %	13%	20%	20%	32%	39%	19%	17%	29%	27%	20%	10%	22%	10%	31%	26%	26%	28%	23%	22%	23%
Don't know %	13%	11%	18%	18%	16%	19%	15%	19%	14%	15%	23%	15%	9%	21%	15%	15%	20%	15%	14%	12%